



Market and Economic Highlights

- ▶ Stock and bond returns were mostly positive in August
- ▶ The month started with a sell-off on growth and employment concerns
- ▶ More dovish Fed comments spurred price growth
- ▶ Employment and consumer spending marked as potential headwinds
- ▶ Markets pricing in about a 35% chance of a 50 basis point September rate cut

Source: FactSet

Market Returns

Market Index	1-Month	3-Month	YTD	1-Year
Bloomberg 9-12 Month T-Bill	0.66%	1.77%	3.45%	5.74%
Bloomberg 1-5 Year Government	0.99%	3.23%	3.25%	6.16%
Bloomberg Intermediate U.S. Gov/ Credit A or Better	1.12%	3.83%	3.38%	6.68%
Bloomberg Intermediate U.S. Agg.	1.30%	4.39%	3.48%	7.24%
S&P 500	2.43%	7.39%	19.52%	27.12%
Russell 2000	-1.50%	7.51%	10.38%	18.44%

Source: Bloomberg; As of 8/31/24

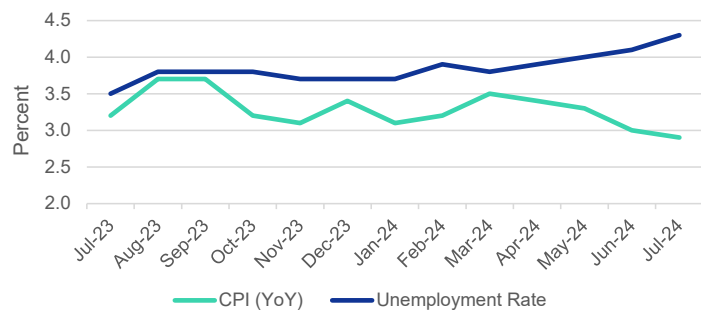
FEATURED MARKET DATA

Fed's Attention Shifts to Employment

Lower than expected growth in July payrolls (114K) and an increase in the unemployment rate to 4.3% raised market concerns in early August that the Fed might be behind on cutting interest rates. During August, Fed speak increasingly focused on employment and provided indications the Fed plans to cut rates in its September meeting. Later, at the Fed's annual meetings in Jackson Hole, Wyoming, Fed Chair Powell confirmed the Fed's shift in focus to the labor market with risks to inflation diminishing. Markets will be closely examining the employment report on September 6. Currently, the market is fully pricing in rate cuts at each of the three remaining meetings in 2024 with cuts totaling at least 2.00% priced in by July 2025.

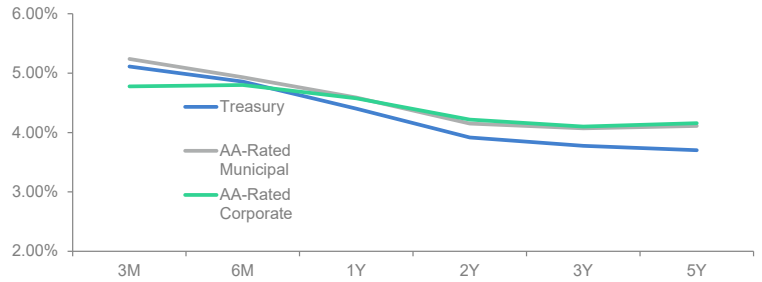
Sources: FactSet, Bloomberg

Inflation and Unemployment



Source: Bloomberg

Market Yields



Source: Bloomberg Finance L.P. 8/31/24

U.S. Economic Indicators

Event	Event Date	Period	Survey	Actual	Prior / Revised (R)
Consumer Price Index (MoM)	08/14/24	JULY	0.2%	0.2%	-0.1%
Consumer Price Index (YoY)	08/14/24	JULY	3.0%	2.9%	3.0%
Retail Sales Ex. Auto (MoM)	08/15/24	JULY	0.1%	0.4%	0.5% (R)
Chicago Fed National Activity Index	08/22/24	JULY	0.03	-0.34	-0.09 (R)
Consumer Confidence	08/27/24	AUG	100.8	103.3	101.9 (R)
Core PCE (YoY)	08/30/24	JULY	2.7%	2.6%	2.6%
ISM Manufacturing	09/03/24	AUG	47.5	47.2	46.8
Change in Nonfarm Payrolls	09/06/24	AUG	165K	--	114K
Unemployment Rate	09/06/24	AUG	4.2%	--	4.3%

Source: Bloomberg Finance L.P. 9/3/24.

Contact Information



KENT JOHNSON
Senior Vice President,
Director
PMA Securities, LLC
763.497.1490 Ext. 1300
kjohnson@pmanetwork.com



STEVE PUMPER
Senior Vice President,
Financial Consultant
PMA Network, LLC
612.509.2565
spumper@pmanetwork.com

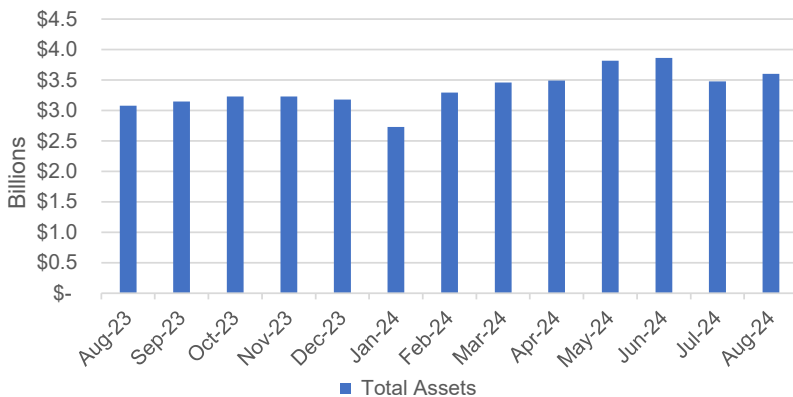


Liquid Investment Rates | Past 6 Months

Rates as of 8/31/24
MN Trust IS: 5.20%



Total Fund Assets | Year over Year



As of 8/31/24: \$3,601,630,319.78
(Total Assets)

Holiday Calendar 2024

Fund Closed	Holiday Observed
October 14, 2024	Columbus Day
November 11, 2024	Veterans Day
November 28, 2024	Thanksgiving Day
December 25, 2024	Christmas Day